

Teacher Resource Pack

For Book – *'A Different Kind of Brilliant'*

Developed by – Trio Professional Learning



Book information & Overview

- *A different kind of brilliant* by Louise Cummins
- Full list of distributors available on www.adifferentkindofbrilliant.com
- **Overview**
 - This book is written by a mum to support her son with autism to embrace his differences and recognise that he is a 'different kind of brilliant.'
- **Note:**
 - Use this book to promote discussion and understanding about celebrating differences
 - Use this book to encourages autistic students, parents and school community to see their 'differences' in a positive way.




**Grades: 1-4
Stages 1 and 2**

**Big Ideas:
We are all different.
We can celebrate our
differences.**

**Cross Curriculum
Personal and social capability**

Australian Curriculum

Year 1	Year 4
ACELY 1656	ACELY 1688
ACELY 1661	ACELY 1694




NSW English Syllabus

- **Stage 1 - EN1-1A:** engage in conversations and discussions, using active listening behaviours, showing interest, and contributing ideas, information and questions
- **EN1-2A:** draw on personal experience and topic knowledge to express opinions in writing
- **Stage 2 - EN2-1A:** use interaction skills, including active listening behaviours and communicate in a clear, coherent manner using a variety of everyday and learned vocabulary and appropriate tone, pace, pitch and volume
- **EN2-2A:** experiment with visual, multimodal and digital processes to represent ideas encountered in texts

Reading and Responding

- Show students the book cover and read the title. Ask students to predict what this story might be about. After students share their predictions, explain that this is a story about being different and all of us are different and unique in some way.
- Read the book to students. Ask them to recall information about Lachlan. Explain autism to students in clear, child friendly language. Ask students what famous people are mentioned in the book. What did they all have in common? Discuss differences in students in the class in a respectful way.
- Reread the page beginning, 'And don't worry about labels...' Discuss how everyone in the class has strengths. Ask each student to explain how they are, 'a different kind of brilliant.'



Reading and Responding

- Examine the cover. Use the visible thinking routine, 'I see, I think, I wonder' (reference: <http://www.visiblethinkingpz.org>) to explore the cover illustration. Discuss how this illustration impacts on readers' understanding of the text. Why has the boy been drawn facing the horizon? What is significant about the rainbow? (Note: the definition of the autism spectrum as being like the layers in a rainbow.)
- Explore symbolism in the illustrations on the cover. Symbolism is defined as the use of a symbol that represents something else, particularly in relation to a quality or concept developed and strengthened through repetition. (NSW English Syllabus, page 149) Rainbows are often used as a symbol for peace and serenity. On the front cover the boy (Lachlan) is gazing towards the horizon. The horizon can be used as a symbol for peace. How do these two symbols apply to this story?
- Read the section: What is autism? at www.adifferentkindofbrilliant.com and discuss how students can support any students with autism in their class or school to feel accepted and respected.



Composing

- Reread the line from the book, 'In fact, the only label that is important is your name, Lachlan.' Ask students what they know about their name. How was it chosen? Do students' like their given name? Has anybody's name been changed or anglicized? Ask students to research their name and its meaning and create a class name dictionary with names and their meanings.
- Discuss what a coat of arms is and show students some examples. Teacher models how to draw a shield and divide it into four quarters. The teacher draws a quality or strength they feel they have in each quarter (or design Lachlan's shield with the students referring to his strengths as described in the text.) Add a motto such as 'A different kind of brilliant,' or the teacher writes their name across the middle. Students then have a go at designing their own shield. They can orally or in writing explain their choices for each quadrant.




Composing

- Prepare a PowerPoint to share at assembly with one slide per student outlining how they are a different kind of brilliant.
- Design a class poster showing how class members can support student's with autism in the classroom.



Building a text set to extend the lesson sequence

- Option 1: Build a text set around the idea of diversity with books such as: Giraffes can't dance by Giles Andreae, Thelma the Unicorn by Aaron Blabey, What I like about me! by Allia Zobel Nolan, It's okay to be different by Todd Parr and Stellaluna by Ashley Spires
- Option 2: Build a text set around names with books such as: The name jar by Yangsook and Chrsanthemum by Kevin Henkes
- Option 3: Build a text set to explore how different people see the world: The black book of colour by
- Menena Cottin and multimodal texts showing the use of sign language.



For more information or share how you use in your classroom please contact—
contact@adifferentkindofbrilliant.com